


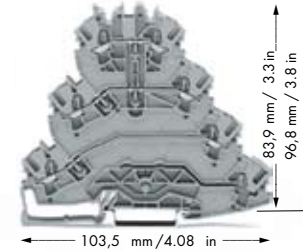

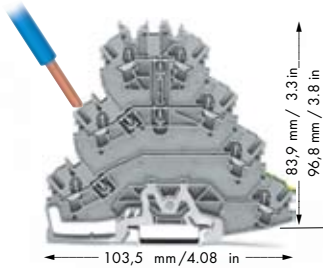


# 4 Level Terminal Block and Motor Connection Terminal Block

<b>0.25 – 2.5 (4) mm<sup>2</sup>①</b>   AWG 22 – 12 800 V/8 kV/3 I <sub>N</sub> 24 A Terminal block width 5.2 mm / 0.205 in  10 – 12 mm / 0.43 in	<b>0.25 – 2.5 (4) mm<sup>2</sup>①</b>   AWG 22 – 12 800 V/8 kV/3 I <sub>N</sub> 24 A Terminal block width 5.2 mm / 0.205 in  10 – 12 mm / 0.43 in	<b>0.25 – 2.5 (4) mm<sup>2</sup>①</b>   AWG 22 – 12 800 V/8 kV/3 I <sub>N</sub> 24 A Terminal block width 5.2 mm / 0.205 in  10 – 12 mm / 0.43 in
--	--	--






① can be connected: 0.25 mm<sup>2</sup> – 4 mm<sup>2</sup> "e+f"; can be pushed in directly: 0.75 mm<sup>2</sup> – 4 mm<sup>2</sup> "e" and 0.5 mm<sup>2</sup> - 0.75 mm<sup>2</sup> "insulated ferrule, 10 mm/0.393 in"



Item no.	Pack. unit	Item no.	Pack. unit	Item no.	Pack. unit
<b>Motor connection terminal block</b>		<b>Motor connection terminal block</b>		<b>Motor connection terminal block</b>	
or		or		or	
<b>4 level terminal block, for TS35 rail, gray</b>		<b>4 level terminal block, for TS35 rail, gray</b>		<b>4 level terminal block, for TS35 rail, gray</b>	
L1 - L2 - L3 - PE		L1 - L2		L1 - L2 - L3	
Marking adapter		Marking adapter		Marking adapter	
without	<b>2002-4127</b> 50	without	<b>2002-4111</b> 50	without	<b>2002-4101</b> 50
with	<b>2002-4157</b> 50	with	<b>2002-4141</b> 50	with	<b>2002-4131</b> 50

### Accessories

Appropriate marking systems: **WMB/Marker Strips** (see Full Line Catalog W4, Vol. 1, Sec. 14)

<b>End and intermediate plate, 1 mm thick</b>	
	orange <b>2002-4192</b> 100 (4 x 25)
	gray <b>2002-4191</b> 100 (4 x 25)
<b>Installation stop, 5 pcs/strip</b>	
	light gray <b>2002-171</b> 0.25-0.5 mm <sup>2</sup>
	gray <b>2002-172</b> 0.75-1 mm <sup>2</sup>
<b>Push-in type jumper bars, light gray, insulated, I<sub>N</sub> 25 A</b>	
	2- <b>2002-402</b> 200 (8 x 25)
	3- <b>2002-403</b> 200 (8 x 25)
	4- <b>2002-404</b> 200 (8 x 25)
	5- <b>2002-405</b> 100 (4 x 25)
	: : 10- <b>2002-410</b> 100 (4 x 25)
<b>Push-in type jumper bars, light gray, insulated, I<sub>N</sub> 25 A</b>	
	1-3 <b>2002-433</b> 200 (8 x 25)
	1-4 <b>2002-434</b> 200 (8 x 25)
	1-5 <b>2002-435</b> 100 (4 x 25)
	: : 1-10 <b>2002-440</b> 100 (4 x 25)
<b>Protective warning marker, with high voltage symbol, for 5 terminal blocks</b>	
	yellow <b>2002-115</b> 100 (4 x 25)

